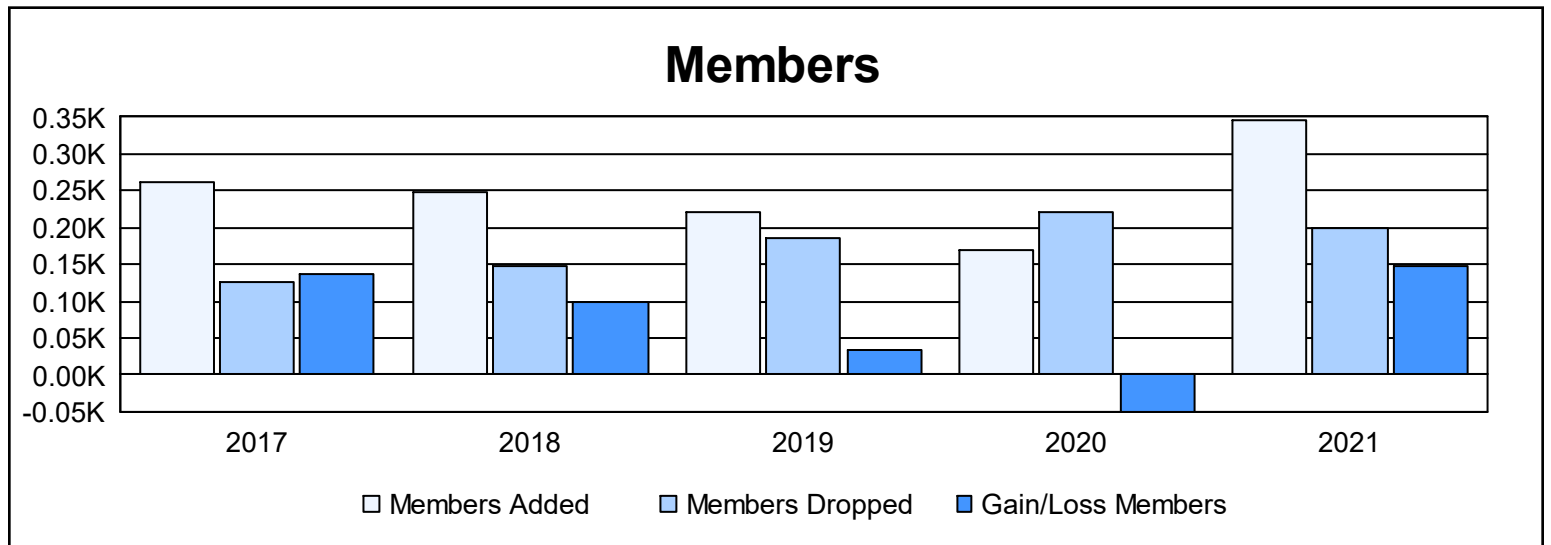
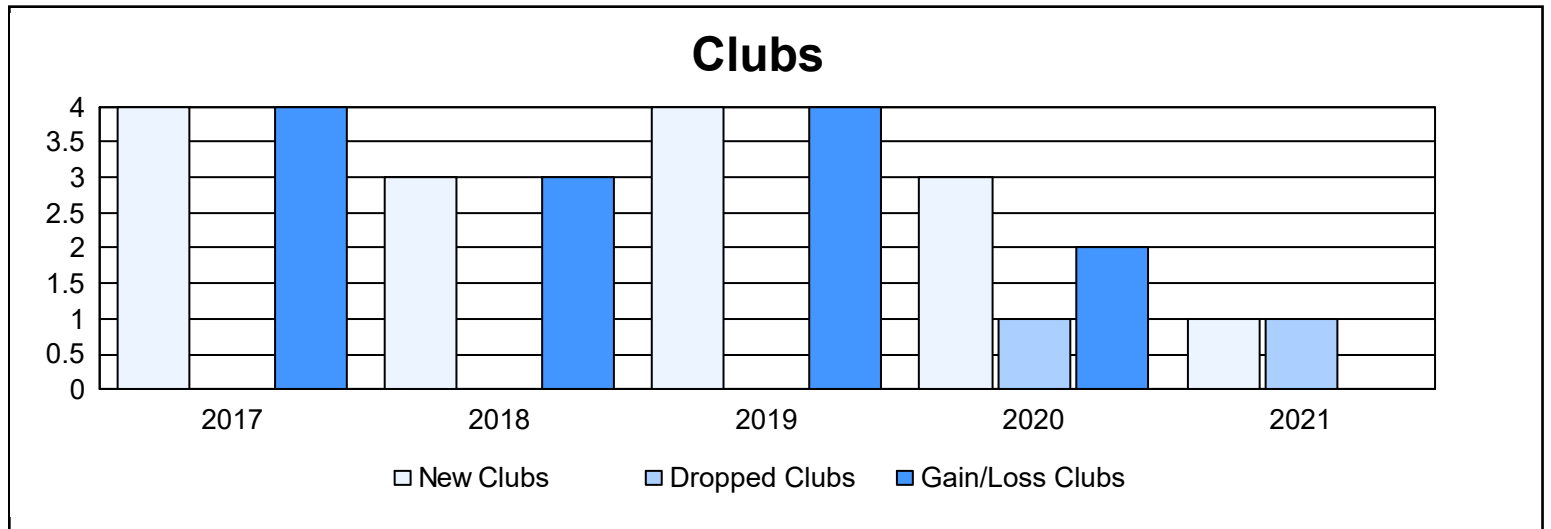
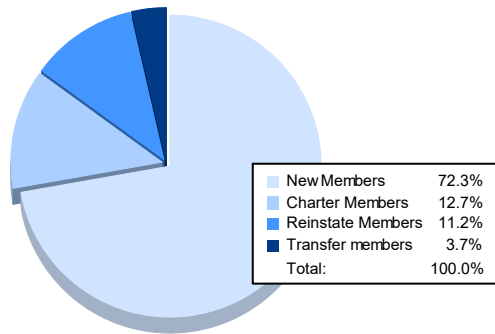


| Year | New Clubs | Dropped Clubs | Gain/ Loss Clubs | New Members | Charter Members | Reinstate Members | Transfer Members | Total Member Added | Total Members Dropped | Gain/ Loss Members |
|----------------|-----------|---------------|------------------|-------------|-----------------|-------------------|------------------|--------------------|-----------------------|--------------------|
| 2016-2017 | 4 | 0 | 4 | 158 | 96 | 5 | 3 | 262 | 125 | 137 |
| 2017-2018 | 3 | 0 | 3 | 176 | 68 | 3 | 0 | 247 | 147 | 100 |
| 2018-2019 | 4 | 0 | 4 | 112 | 100 | 2 | 6 | 220 | 186 | 34 |
| 2019-2020 | 3 | 1 | 2 | 65 | 93 | 11 | 1 | 170 | 220 | -50 |
| 2020-2021 | 1 | 1 | 0 | 251 | 44 | 39 | 13 | 347 | 199 | 148 |
| Average | 3 | 0 | 3 | 152 | 80 | 12 | 5 | 249 | 175 | 74 |



Membership Composition June 2021 Cumulative



Gender Composition June 2021 Cumulative

